CONNECTORS

*THE CONNECTION SOLUTION*

# RMI QUICK-RELEASE COUPLINGS

## TEMPERATURE CONTROL

- SINGLE OR DOUBLE SHUT-OFF
- 6 MODELS
  Nominal bore:
  06, 09, 12, 16, 20 and 25 mm

**For easy and quick connection of your hot and cold water circuits, water glycol circuits or heat transfer fluids.**

- Excellent flow/size ratio
- Minimum pressure drop
- Safe and quick locking
- Reliable and robust construction
- Easy mould handling and storage

## *APPLICATIONS*

- Plastic injection moulding:
  mould temperature control lines on:
  - thermoplastic injection moulding,
  - die casting equipment.

- General industrial:
  - water cooling circuits on welding machines and many other machine applications,
  - cleaning and washing water on machine tools.

STÄUBLI

# RMI QUICK-RELEASE COUPLINGS

## A WIDE RANGE

The RMI range includes 6 nominal bores from 6 to 25 mm to cover all of your applications.

The new RMI 20 and RMI 25 couplings offer an even larger flow diameter, to meet your application needs.

## MINIMUM PRESSURE DROP

Shut-off valve design provides **an optimum flow with minimum pressure drop**.

## NEW POSSIBILITIES FOR LEAK FREE CONNECTIONS

- KES sealing kit,
- 60 degrees sealing cone,
- various seal options available: Fluorocarbon, Ethylene-Propylene, Nitrile.



## AN EXCELLENT FLOW /SIZE RATIO

With **an excellent flow/size ratio**, RMI couplings offer an **extremely compact design** for **optimal flow**.



## SAFETY

Plugs can be **recessed** for easy mould handling and storage without any risk of damage.

## SAFE AND QUICK LOCKING

- Depending on size, 6, 8, 10 or 12 balls provide **safe and reliable locking**.
- Connection and disconnection is easy and quick with a long, knurled, pull-back sleeve for **easier handling**.



## RELIABLE AND ROBUST CONSTRUCTION

Designed in brass, stainless steel (coupling release sleeve) and hardened chromium steel (RMI 16 only), RMI couplings are reliable and robust.

## LEAK TIGHT DURING CONNECTION

On the biggest diameters (RMI 20 and 25), the long profile of the plug ensures an even more leak-free connection.

## IMMEDIATE VISUAL IDENTIFICATION OF THE CIRCUITS

A red (KR) or a blue (KB) coloured collar, on the 20 and 25 mm diameters, allows a quick and easy identification of your hot or cold water circuits.

## CONSTRUCTION

- Main parts in brass
- Coupling release sleeve in stainless-steel
- RMI 16 plug body in hardened chromium steel
- Spring and locking balls in stainless steel
  - RMI 06, RMI 09, RMI 12: 6 locking balls
  - RMI 16: 8 locking balls
- Seals:
  - Fluorocarbon (FPM) as standard execution (JV code)
  - Ethylene-Propylene (EPDM) (JE code) or Nitrile (NBR) (without code) as an option

## CONDITIONS OF USE

- Fluorocarbon (FPM) seals: JV code
  - Working temperature: +15° to +200°C
    Working pressure: 10 bar
  - Working temperature: +15° to +150°C
    Working pressure: 16 bar
- Ethylene - Propylene (EPDM) seals: JE code
  - Working temperature: -20° to +150°C
    Working pressure: 16 bar
- Nitrile (NBR) seals: without code
  - Working temperature: -15° to +100°C
    Working pressure: 16 bar

For other pressures and fluids: call us.

**Note: never use EPDM (JE) seals with fluids of mineral origin (oil, fat etc…).**

*In case of connection for rubber hose and installation with ear or worm drive clamps, refer to the flexible hose technical data (pressure and temperature), leaflet N 210.*

## RMI 06

| | |
|---|---|
| **Working pressure*** (bar) | 16 |
| **Nominal diameter** (mm) | 6 |
| **Cross section** (mm²) | 28.20 |
| Single or double **shut-off valving** | |

* See conditions of use according to temperature and type of seals.

## *Hydraulic flow charts flow capacity/pressure drop*

***Test conditions:***

- Aviation oil INVAROL FJ 13 (H515) at 40 °C
- Density at 40 °C : 833 kg/m³
- Kinematic viscosity at 40 °C : 13.4 cSt
- Flow direction: socket ➔ plug

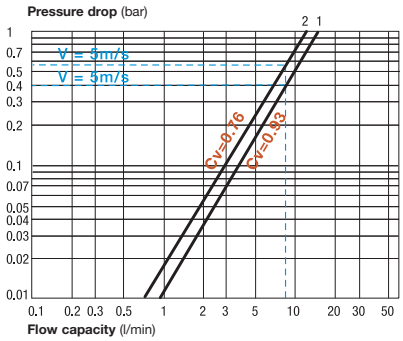


1: Single shut-off valve 2: Double shut-off valve

| RMI 09 | RMI 12 | RMI 16 |
|---|---|---|
| | | |

| | |
|---|---|
| **Working pressure*** (bar) | 16 |
| **Nominal diameter** (mm) | 9 |
| **Cross section** ($mm^2$) | 63.60 |
| Single or double **shut-off valving** | |

| | |
|---|---|
| **Working pressure*** (bar) | 16 |
| **Nominal diameter** (mm) | 12 |
| **Cross section** ($mm^2$) | 113 |
| Single or double **shut-off valving** | |

| | |
|---|---|
| **Working pressure*** (bar) | 16 |
| **Nominal diameter** (mm) | 16 |
| **Cross section** ($mm^2$) | 201 |
| Single or double **shut-off valving** | |

* See conditions of use according to temperature and type of seals.

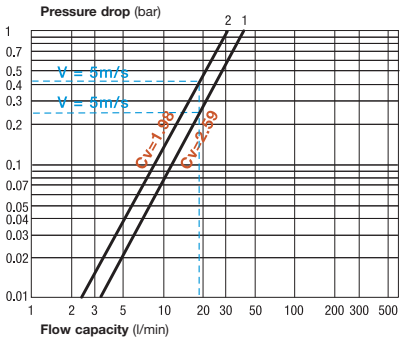


1: Single shut-off valve 2: Double shut-off valve

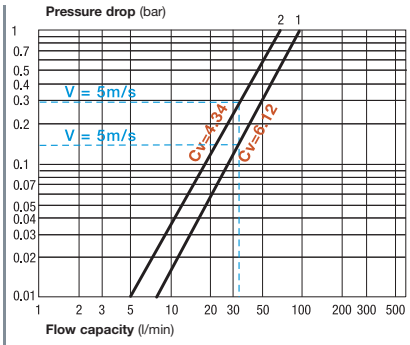


1: Single shut-off valve 2: Double shut-off valve

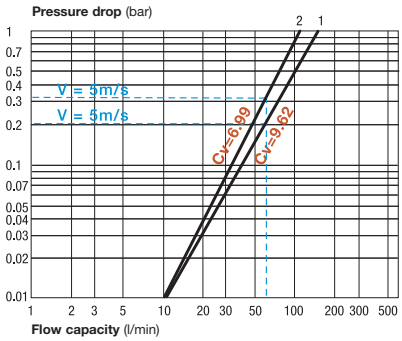


1: Single shut-off valve 2: Double shut-off valve

## CONSTRUCTION

- Main parts in brass
- Coupling release sleeve in stainless-steel
- Plug body in stainless-steel
- Spring and locking balls in 18/8 stainless steel
  - RMI 20: 10 locking balls
  - RMI 25: 12 locking balls
- Seals:
  - Fluorocarbon (FPM) as standard execution (JV code)
  - Ethylene-Propylene (EPDM) (JE code) and Nitrile (without code) as an option
- Leak tight during connection
- Identification of the cold and hot water circuits by red or blue collars:
  - red collar: add the /KR code to the socket and self-sealing plug part-numbers
  - blue collar: add the /KB code to the socket and self-sealing plug part-numbers

## CONDITIONS OF USE

- Fluorocarbon (FPM) seals: JV code
  - Working temperature: - 10° to +200°C
- Ethylene - Propylene (EPDM) seals: JE code
  - Working temperature: -20° to +150°C
- Nitrile (NBR) seals: without code
  - Working temperature: -15° to +100°C

For other pressures and fluids: call us.

**Note: never use EPDM (JE) seals with fluids of mineral origin (oil, fat etc…).**

*In case of connection for rubber hose and installation with ear or worm drive clamps, refer to the flexible hose technical data (pressure and temperature), leaflet N 210.*

| RMI 20 | RMI 25 |
|---|---|
| | |

| | |
|---|---|
| **Working pressure*** (bar) | 16 |
| **Nominal diameter** (mm) | 20 |
| **Cross section** ($mm^2$) | 314 |
| Single or double **shut-off valving** | |

| | |
|---|---|
| **Working pressure*** (bar) | 16 |
| **Nominal diameter** (mm) | 25 |
| **Cross section** ($mm^2$) | 491 |
| Single or double **shut-off valving** | |

* See conditions of use according to temperature and type of seals.

## *Hydraulic flow charts flow capacity/ pressure drop*

### *Test conditions:*

- Aviation oil INVAROL FJ 13 (H515) at 40 °C
- Density at 40 °C : 833 kg/$m^3$
- Kinematic viscosity at 40 °C : 13.4 cSt
- Flow direction: socket ➔ plug

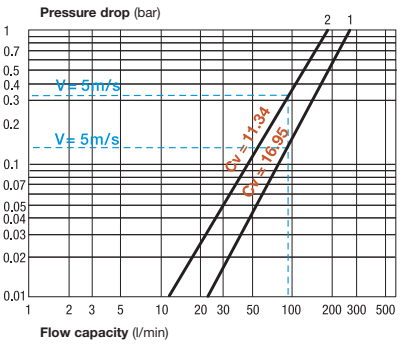


1: Single shut-off valve 2: Double shut-off valve

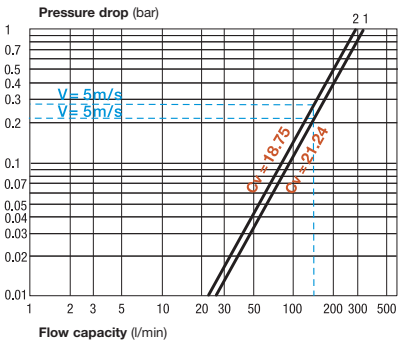


1: Single shut-off valve 2: Double shut-off valve

## PART-NUMBERS

| DESIGNATIONS | MODELS | Ø | DIMENSIONS (mm) | | | | PART-NUMBERS |
|---|---|---|---|---|---|---|---|
| | | | ØA | B | C | D | |
| **1. Socket with shut-off valve for rubber hoses** | **RMI 06** | 8 | 19 | 60 | 23 | | **RMI 06.1808/JV** |
| | **RMI 09** | 12 | 25 | 69.5 | 28 | | **RMI 09.1812/JV** |
| | **RMI 12** | 16 | 31 | 82 | 28 | | **RMI 12.1816/JV** |
| | **RMI 16** | 19 | 38 | 108.5 | 33 | | **RMI 16.1819/JV** |
| **2. Socket 90° with shut-off valve for rubber hoses** | **RMI 06** | 8 | 19 | 59 | 23 | 40 | **RMI 06.1808/JV/RE** |
| | **RMI 09** | 10 | 25 | 65 | 23 | 47 | **RMI 09.1810/JV/RE** |
| | | 12 | 25 | 65 | 28 | 55 | **RMI 09.1812/JV/RE** |
| **3. Socket 135° with shut-off valve for rubber hoses** | **RMI 06** | 8 | 19 | 59 | 12 | 38 | **RMI 06.1808/JV/RO** |

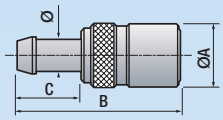


Ø = hose ins. diameter

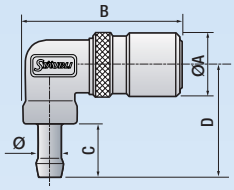


Ø = hose ins. diameter

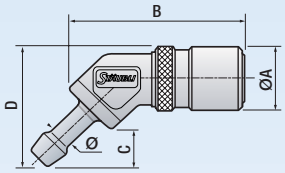


Ø = hose ins. diameter

| DESIGNATIONS | MODELS | THREAD | DIMENSIONS (mm) | | | | PART-NUMBERS |
|---|---|---|---|---|---|---|---|
| | | | ØA | B | H/flats | D | |
| **4. Socket with shut-off valve, female thread** | **RMI 06** | G 1/4 | 19 | 46 | 17 | | **RMI 06.1101/JV** |
| | | NPT 1/4 | 19 | 45 | 17 | | **RMI 06.1201/JV** |
| | **RMI 09** | G 3/8 | 25 | 53 | 22 | | **RMI 09.1102/JV** |
| | | NPT 3/8 | 25 | 51 | 22 | | **RMI 09.1202/JV** |
| | **RMI 12** | G 1/2 | 31 | 67 | 27 | | **RMI 12.1103/JV** |
| | | NPT 1/2 | 31 | 65 | 27 | | **RMI 12.1203/JV** |
| | **RMI 16** | G 3/4 | 38 | 90.5 | 35 | | **RMI 16.1104/JV** |
| | | NPT 3/4 | 38 | 88.5 | 35 | | **RMI 16.1204/JV** |
| | **RMI 20** | G 3/4 | 53 | 119.5 | 42 | | **RMI 20.1104/EA/JV** |
| | | G 1 | 53 | 119.5 | 42 | | **RMI 20.1105/EA/JV** |
| | | NPT 1 | 53 | 119.5 | 42 | | **RMI 20.1205/EA/JV** |
| | **RMI 25** | G 1 | 60 | 140 | 50 | | **RMI 25.1105/EA/JV** |
| | | NPT 1 1/4 | 60 | 137 | 50 | | **RMI 25.1206/EA/JV** |

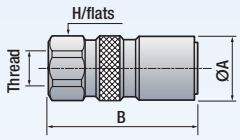


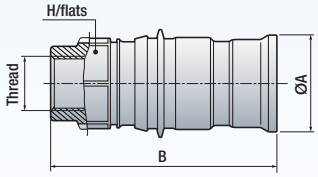


Other seals available on all models:
- Nitrile seals (NBR) : cancel "/JV" in the above part-numbers.
- Ethylene-Propylene (EPDM) : replace "/JV" with "/JE" in the above part-numbers".

## PART-NUMBERS

| DESIGNATIONS | MODELS | THREAD | DIMENSIONS (mm) | | | | | PART-NUMBERS |
|---|---|---|---|---|---|---|---|---|
| | | | ØA | B | C | H/flats | D | |
| **5. Socket 90° with shut-off valve, female thread** 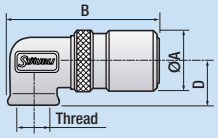  | **RMI 06** | G 1/4 | 19 | 59 | | | 15 | **RMI 06.1101/JV/RE** |
| | | NPT 1/4 | 19 | 59 | | | 15 | **RMI 06.1201/JV/RE** |
| | **RMI 09** | G 3/8 | 25 | 65 | | | 20 | **RMI 09.1102/JV/RE** |
| | | NPT 3/8 | 25 | 65 | | | 20 | **RMI 09.1202/JV/RE** |
| | **RMI 12** | G 1/2 | 31 | 82 | | | 25 | **RMI 12.1103/JV/RE** |
| | | NPT 1/2 | 31 | 82 | | | 25 | **RMI 12.1203/JV/RE** |
| **6. Socket 135° with shut-off valve, female thread** 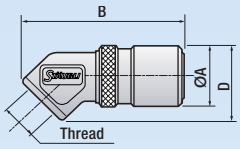  | **RMI 06** | G 1/4 | 19 | 58 | | | 25 | **RMI 06.1101/JV/RO** |
| **7. Socket with shut-off valve parallel BSP male thread with 60° cone** 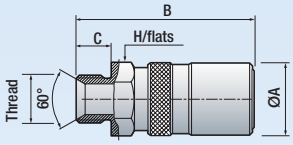  | **RMI 06** | G 1/4 | 19 | 55 | 12 | 17 | | **RMI 06.1151/JV** |
| | **RMI 09** | G 3/8 | 25 | 61 | 12 | 22 | | **RMI 09.1152/JV** |
| | **RMI 12** | G 1/2 | 31 | 72 | 14 | 27 | | **RMI 12.1153/JV** |
| | **RMI 16** | G 3/4 | 38 | 117.5 | 18 | 27 | | **RMI 16.1154/JV** |
| 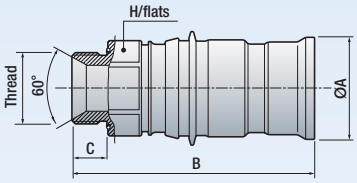  | **RMI 20** | G 1 | 53 | 132 | 20 | 42 | | **RMI 20.1155/EA/JV** |
| | **RMI 25** | G 1 1/4 | 60 | 144 | 21 | 50 | | **RMI 25.1156/EA/JV** |
| **8. Socket with shut-off valve NPT male thread** 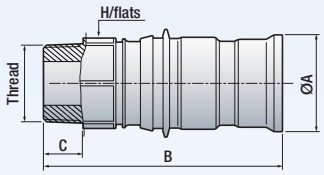  | **RMI 25** | NPT 1 1/2 | 60 | 147.5 | 24.5 | 50 | | **RMI 25.1257/EA/JV** |
| **9. Socket 90° with shut-off valve parallel BSP male thread with 60° cone** 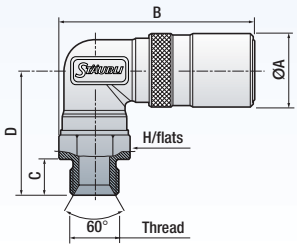  | **RMI 06** | G 1/4 | 19 | 58 | 11 | 17 | 36 | **RMI 06.1151/RE/JV** |
| | **RMI 09** | G 3/8 | 25 | 66.5 | 12 | 21 | 42 | **RMI 09.1152/RE/JV** |
| | **RMI 12** | G 1/2 | 31 | 81.5 | 14 | 27 | 49 | **RMI 12.1153/RE/JV** |

Other seals available on all models:
- Nitrile seals (NBR) : cancel "/JV" in the above part-numbers.
- Ethylene-Propylene (EPDM) : replace "/JV" with "/JE" in the above part-numbers".

## PART-NUMBERS

| DESIGNATIONS | MODELS | Ø or THREAD | DIMENSIONS (mm) B | C | H/flats | Ø D | PART-NUMBERS |
|---|---|---|---|---|---|---|---|
| **1. Straight-through plug • taper male thread** 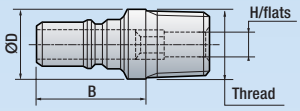  | **RMI 06** | R 1/8 | 21 | | 5 | 10 | **RMI 06.6160** |
| | | NPT 1/8 | 22 | | 5 | 11 | **RMI 06.6250** |
| | | R 1/4 | 22 | | 5 | 14 | **RMI 06.6161** |
| | | NPT 1/4 | 22 | | 5 | 14 | **RMI 06.6251** |
| | **RMI 09** | R 1/4 | 21 | | 8 | 14 | **RMI 09.6161** |
| | | NPT 1/4 | 21 | | 8 | 14 | **RMI 09.6251** |
| | | R 3/8 | 23 | | 8 | 17 | **RMI 09.6162** |
| | | NPT 3/8 | 13 | | 8 | 17 | **RMI 09.6252** |
| | **RMI 12** | R 3/8 | 26 | | 10 | 18 | **RMI 12.6162** |
| 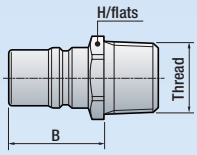  | **RMI 12** | NPT 3/8 | 51.5 | | 24 | | **RMI 12.6252** |
| | | R 1/2 | 28 | | 22 | | **RMI 12.6163** |
| | | NPT 1/2 | 38 | | 22 | | **RMI 12.6253** |
| | **RMI 16** | R 3/4 | 41.5 | | 27 | | **RMI 16.6164** |
| **• parallel male thread** 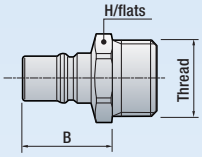  | **RMI 09** | G 1/2 | 25 | | 22 | | **RMI 09.6153** |
| | **RMI 12** | G 3/4 | 30 | | 27 | | **RMI 12.6154** |
| **2. Straight-through plug, female thread** 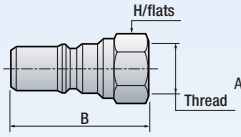  Assembly with 2 parts ➢ Assembly with 2 parts ➢ | **RMI 06** | G 1/4 | 34 | | 17 | | **RMI 06.6101** |
| | | NPT 1/4 | 47 | | 17 | | **RMI 06.6201** |
| | **RMI 09** | G 3/8 | 37 | | 22 | | **RMI 09.6102** |
| | | NPT 3/8 | 49 | | 22 | | **RMI 09.6202** |
| | **RMI 12** | G 1/2 | 45 | | 27 | | **RMI 12.6103** |
| | | NPT 1/2 | 67 | | 27 | | **RMI 12.6203** |
| | **RMI 16** | G 3/4 | 58 | | 32 | | **RMI 16.6104** |
| | | NPT 3/4 | 80 | | 32 | | **RMI 16.6204** |
| 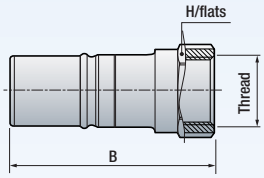  | **RMI 20** | G 1 | 92 | | 41 | | **RMI 20.6105/EA** |
| | **RMI 25** | G 1 | 100 | | 41 | | **RMI 25.6105/EA** |
| **3. Straight-through plug for rubber hoses** 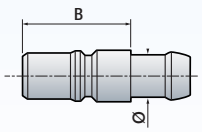  **Ø = hose ins. diameter** | **RMI 16** | 19 | 37 | | | | **RMI 16.6819** |

Other seals available on all models:
- Nitrile seals (NBR) : cancel "/JV" in the above part-numbers.
- Ethylene-Propylene (EPDM) : replace "/JV" with "/JE" in the above part-numbers".

## PART-NUMBERS

| DESIGNATIONS | MODELS | THREAD | DIMENSIONS (mm) B | C | H/flats | Ø D | PART-NUMBERS |
|---|---|---|---|---|---|---|---|
| **4. Self-sealing plug parallel BSP male thread with 60° cone and integrated sealing** | **RMI 06** | G 1/8 | 38 | | 17 | | **RMI 06.7150/JV** |
| | | G 1/4 | 36 | | 17 | | **RMI 06.7151/JV** |
| | **RMI 09** | G 1/4 | 42 | | 19 | | **RMI 09.7151/JV** |
| | | G 3/8 | 38 | | 20 | | **RMI 09.7152/JV** |
| | **RMI 12** | G 3/8 | 53.5 | | 24 | | **RMI 12.7152/JV** |
| | | G 1/2 | 50 | | 24 | | **RMI 12.7153/JV** |
| | **RMI 16** | G 3/4 | 67 | | 32 | | **RMI 16.7154/JV** |
| | **RMI 20** | G 1 | 120 | | 42 | | **RMI 20.7155/EA/JV** |
| | **RMI 25** | G 1 1/4 | 132 | | 50 | | **RMI 25.7156/EA/JV** |
| **5. Self-sealing plug parallel BSP male thread** | **RMI 09** | G 1/2 | 25 | | 22 | | **RMI 09.7153/JV** |
| | **RMI 12** | G 3/4 | 30 | | 27 | | **RMI 12.7154/JV** |
| | **RMI 16** | G 1 | 38 | | 32 | | **RMI 16.7155/JV** |
| **6. Self-sealing plug NPT male thread** | **RMI 06** | NPT 1/8 | 36 | | 17 | | **RMI 06.7250/JV** |
| | | NPT 1/4 | 33 | | 17 | | **RMI 06.7251/JV** |
| | **RMI 09** | NPT 1/4 | 39 | | 19 | | **RMI 09.7251/JV** |
| | | NPT 3/8 | 35.5 | | 19 | | **RMI 09.7252/JV** |
| | **RMI 12** | NPT 3/8 | 51.5 | | 24 | | **RMI 12.7252/JV** |
| | | NPT 1/2 | 46 | | 24 | | **RMI 12.7253/JV** |
| | **RMI 16** | NPT 3/4 | 62 | | 32 | | **RMI 16.7254/JV** |
| | **RMI 25** | NPT 1 1/2 | 131.5 | | 24.5 | | **RMI 25.7257/EA/JV** |
| **7. Self-sealing plug female thread** | **RMI 06** | NPT 1/4 | 47 | | 17 | | **RMI 06.7201/JV** |
| | **RMI 09** | G 1/4 | 48.5 | | 19 | | **RMI 09.7101/JV** |
| | | NPT 1/4 | 48.5 | | 19 | | **RMI 09.7201/JV** |
| | | G 3/8 | 49 | | 22 | | **RMI 09.7102/JV** |
| | **RMI 12** | NPT 1/2 | 85 | | 27 | | **RMI 12.7203/JV** |
| | **RMI 16** | G 3/4 | 81 | | 32 | | **RMI 16.7104/JV** |
| | | NPT 3/4 | 81 | | 32 | | **RMI 16.7204/JV** |
| | **RMI 20** | G 3/4 | 126.5 | | 42 | | **RMI 20.7104/EA/JV** |
| | | G 1 | 126.5 | | 42 | | **RMI 20.7105/EA/JV** |
| | | NPT 1 | 126.5 | | 42 | | **RMI 20.7205/EA/JV** |
| | **RMI 25** | G 1 | 148.5 | | 50 | | **RMI 25.7105/EA/JV** |
| | | NPT 1 1/4 | 145.5 | | 50 | | **RMI 25.7206/EA/JV** |

**CONNECTING SIZE**

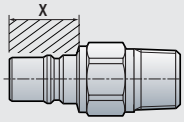


**X: Connecting size**

| | | | |
|---|---|---|---|
| **RMI 06** | 17.5 | **RMI 16** | 30 |
| **RMI 09** | 18.5 | **RMI 20** | 60 |
| **RMI 12** | 23 | **RMI 25** | 72.5 |

Other seals available on all models:
- Nitrile seals (NBR) : cancel "/JV" in the above part-numbers.
- Ethylene-Propylene (EPDM) : replace "/JV" with "/JE" in the above part-numbers".

## DIMENSIONS FOR RECESSED INSTALLATION

| DESIGNATIONS | MODELS | Required Tapping | Dimensions for recessed installation (mm) A | ØB | L | C | H/flats (hexagon) | PART-NUMBERS |
|---|---|---|---|---|---|---|---|---|
| **1. Installation of fully recessed straight-through plugs, taper male thread** | **RMI 06** | G 1/8 | 26 | 20 | 9 | Ø 10 | 5 | **RMI 06.6160** |
| | | NPT 1/8 | 28 | 20 | 9 | Ø 11 | 5 | **RMI 06.6250** |
| | | G 1/4 | 27 | 20 | 12 | Ø 14 | 5 | **RMI 06.6161** |
| | | NPT 1/4 | 27 | 20 | 13 | Ø 14 | 5 | **RMI 06.6251** |
| | **RMI 09** | G 1/4 | 26 | 26 | 12 | Ø 14 | 8 | **RMI 09.6161** |
| | | NPT 1/4 | 26 | 26 | 13 | Ø 14 | 8 | **RMI 09.6251** |
| | | G 3/8 | 28 | 26 | 13 | Ø 17 | 8 | **RMI 09.6162** |
| | | NPT 3/8 | 28 | 26 | 13 | Ø 17 | 8 | **RMI 09.6252** |
| | **RMI 12** | G 3/8 | 31 | 33 | 13 | Ø 18 | 10 | **RMI 12.6162** |
| | | NPT 3/8 | 55 | 36 | 11 | | 24 | **RMI 12.6252** |
| | **RMI 12** | G 1/2 | 34 | 33 | 15 | | 22 | **RMI 12.6163** |
| | | NPT 1/2 | 34 | 33 | 15 | | 22 | **RMI 12.6253** |
| | **RMI 16** | G 3/4 | 50 | 40 | 19 | | 27 | **RMI 16.6164** |
| **2. Installation of fully recessed self-sealing plugs, parallel BSP male thread** | **RMI 06** | G 1/8 | 41 | 26 | 9 | | 17 | **RMI 06.7150/JV** |
| | | G 1/4 | 38 | 26 | 12 | | 17 | **RMI 06.7151/JV** |
| | **RMI 09** | G 1/4 | 44 | 29 | 12 | | 19 | **RMI 09.7151/JV** |
| | | G 3/8 | 40 | 30 | 13 | | 20 | **RMI 09.7152/JV** |
| | **RMI 12** | G 3/8 | 56 | 36 | 13 | | 24 | **RMI 12.7152/JV** |
| | | G 1/2 | 52 | 36 | 15 | | 24 | **RMI 12.7153/JV** |
| | **RMI 16** | G 3/4 | 70 | 46 | 16 | | 32 | **RMI 16.7154/JV** |
| **3. Installation of fully recessed self-sealing plugs, NPT male thread** | **RMI 06** | NPT 1/8 | 42 | 26 | 9 | | 17 | **RMI 06.7250/JV** |
| | | NPT 1/4 | 38 | 26 | 13 | | 17 | **RMI 06.7251/JV** |
| | **RMI 09** | NPT 1/4 | 44 | 29 | 13 | | 19 | **RMI 09.7251/JV** |
| | | NPT 3/8 | 40 | 29 | 13 | | 19 | **RMI 09.7252/JV** |
| | **RMI 12** | NPT 3/8 | 56 | 36 | 13 | | 24 | **RMI 12.7252/JV** |
| | | NPT 1/2 | 52 | 36 | 15 | | 24 | **RMI 12.7253/JV** |
| | **RMI 16** | NPT 3/4 | 70 | 46 | 16 | | 32 | **RMI 16.7254/JV** |

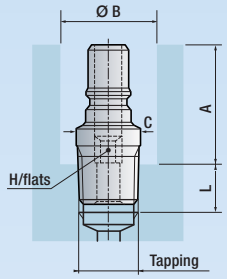


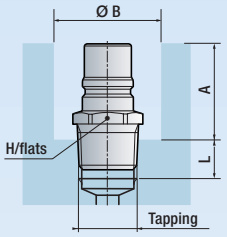


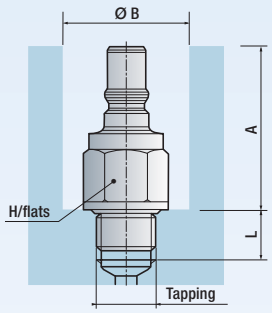


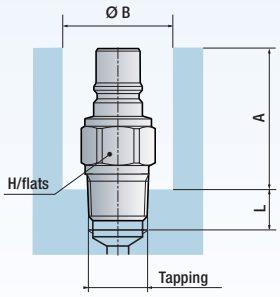


Other seals available on all models:
- Nitrile seals (NBR) : cancel "/JV" in the above part-numbers.
- Ethylene-Propylene (EPDM) : replace "/JV" with "/JE" in the above part-numbers".

## PART-NUMBERS

| DESIGNATIONS | MODELS | A | ØB | PART-NUMBERS |
|---|---|---|---|---|
| 1. Protective dust cap for plugs 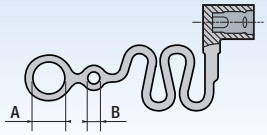  | RMI 09 | 18.5 | 6 | RMI 09.8550 |
| | RMI 12 | 23 | 6 | RMI 12.8550 |

| DESIGNATIONS | MODELS | | PART-NUMBERS | |
|---|---|---|---|---|
| | | | RED COLLAR | BLUE COLLAR |
| 1. Colour collar for immediate identification of circuits | RMI 20 | | R 039 951 30 | R 601 222 20 |
| | RMI 25 | | R 039 950 30 | R 601 225 20 |

# STÄUBLI MULTI-COUPLINGS

**For the centralised connection of mould temperature control circuits on injection moulding presses,**

STÄUBLI supplies
standard multi-couplings
(RMI 206, RMI 209, RMI 212, RMI 216)
based on RMI mono-coupling technology.



**Within compact overall dimensions, these multi-coupling plates incorporate:**

- 6 couplings (3 circuits)
- 10 couplings (5 circuits)
- 12 couplings (6 circuits)
- 20 couplings (10 circuits)

**with nominal bores Ø of 6, 9, 12, or 16 mm.**



**To equip your cooling circuits, STÄUBLI can offer to you a complete selection of flexible hoses specially dedicated to your application:**

- CALOREL-EC
  rubber flexible hose for cold or hot water
- CALOREL-S
  rubber flexible hose for hot oil circuits
- CALORLOCK
  NBR / PVC self-locking flexible hose for water circuits
  ...

You will find all detailed technical data concerning this range in our specific leaflet:
STÄUBLI HOSES FOR ALL FLUIDS (N 210)

We reserve the right to modify product specifications without prior notice.

D 200.06 e B

## CONNECT WITH STÄUBLI ALL OVER THE WORLD

### UNITED KINGDOM
**STÄUBLI (UK) Ltd**
Lodge Park,
Hortonwood 30,
TELFORD Shropshire TF1 7ET
Tel.: ++44 (0) 1952 671 918
Fax: ++44 (0) 1952 608 579
e-mail: connectors.uk@staubli.com

### NORTH AMERICA
(USA, Canada, Mexico)
**STÄUBLI CORPORATION**
P.O. Box 189 - DUNCAN S.C. 29334
Tel.: ++1 864/433-1980
Fax : ++1 864/486-5498
Toll free Number: 800/845 - 9193
e-mail: connectors.usa@staubli.com

### BELGIUM
**STÄUBLI BENELUX**
8501 BISSEGEM - Tel.: ++32 (0) 56 36 40 03
e-mail: connectors.be@staubli.com

### BRAZIL
**STÄUBLI COMÉRCIO, IMPORTAÇÃO, EXPORTAÇÃO E REPRESENTAÇÕES LTDA**
04709 110 SÃO PAULO-SP
Tel.: ++55 (0) 11 5182 7600
e-mail: connectors.br@staubli.com

### CHINA
**STÄUBLI (HANGZHOU) MECHATRONIC CO. LTD.**
Hangzhou Economic & Technological
HANGZHOU 310018
Tel.: ++86 571 86912161
e-mail: connectors.cn@staubli.com

### CZECH REPUBLIC, SLOVAKIA, HUNGARY
**STÄUBLI Systems s.r.o.**
530 03 PARDUBICE
Tel.: ++420 466 616 125
e-mail: connectors.cz@staubli.com

### FRANCE
**STÄUBLI RACCORD FRANCE**
91882 MASSY Cedex - Tel.: ++33 (0)1 69 93 25 00
e-mail: srf@staubli.com

### GERMANY, AUSTRIA
**STÄUBLI Tec-Systems GmbH**
95410 BAYREUTH - Tel.: ++49 (0) 921/883-80
e-mail: connectors.de@staubli.com

### ITALY
**STÄUBLI ITALIA S.p.A.**
20048 CARATE BRIANZA - Tel.: ++39 (0) 362/944.1
e-mail: connectors.it@staubli.com

### JAPAN
**STÄUBLI KK**
OSAKA 532-0011 - Tel.: ++81 6 6889 3308
e-mail: connectors.stkk@staubli.com

### POLAND
**STÄUBLI Lodz Sp. z o.o.**
90319 LODZ
Tel.: ++48 42 636 85 04

### PORTUGAL
**STÄUBLI PORTUGAL REPRESENTAÇÕES LDA**
4475-330 MILHEIROS - MAIA
Tel.: ++351 22 978 39 56/50

### SINGAPORE
**Multi-Contact SEA Pte Ltd - STÄUBLI**
SINGAPORE 159 554
Tel.: ++65 / 6266 0900

### SPAIN
**STÄUBLI ESPAÑOLA**
08205 SABADELL
(Barcelona)
Tel.: ++34 937 205 405
e-mail: connectors.es@staubli.com

### SWITZERLAND
**STÄUBLI A.G.**
8810 HORGEN/ZURICH
Tel.: ++41 (0) 43/244 22 33
e-mail: sales.couplings@staubli.com

### TAIWAN
**STÄUBLI (HK) LTD**
TW - 104 TAPEI
Tel.: ++886 2 2568 2744
e-mail: taiwan@staubli.com

### TURKEY
**STÄUBLI SANAYI MAKINE VE AKSESUARLARI TICARET LTD. STI.**
34670 IKITELLI
ISTANBUL
Tel.: ++90 212/472 13 00
e-mail: connectors.tr@staubli.com

argos 06/03/2007

### INTERNATIONAL SALES COORDINATION
**STÄUBLI FAVERGES** - B.P. 70 - F - 74210 FAVERGES - Tel.: ++33 (0) 4 50 65 67 97 - Fax: ++33 (0) 4 50 65 60 69
Internet: http://www.staubli.com - e-mail: connectors.sales@staubli.com

STÄUBLI® is a registered trademark of STÄUBLI INTERNATIONAL AG

STÄUBLI®